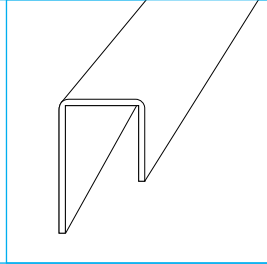
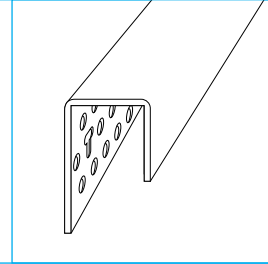


**72-1010**  
10mm Casing Bead  
(3000mm)

**72-1110**  
13mm Casing Bead  
(3000mm)



**72-1710**  
13mm Mud On J Bead  
(3000mm)



**Product Description & Application**

**72-1010 10mm 3m Casing Bead & 72-1110 13mm 3m Casing Bead** were designed to encase the end of plasterboard where they abut other substrates

This product is easily painted and will never rust leaving a clean finish

**72-1710 13mm 3m Mud On Set Bead** is designed for butting plasterboard to other substrates such as Masonry, Glass, Window and Door encasement's

This J Bead is the only product recommended to be installed as a termination point in skylight linings, due to the high heat and direct sunlight exposure

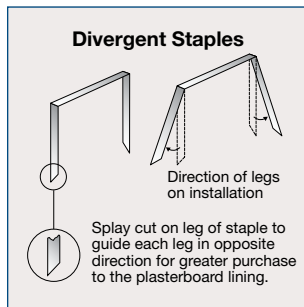
Do not use Trim-Tex Regular, Shadow or Super J Beads in this application

**Installation:**

- Ensure the substrate is true and plumb
- 72-1010 10mm 3m Casing Bead and 72-1110 13mm 3m Casing Bead are a dry fit product. Prior to fixing off the plasterboard ensure the Casing Bead is in the correct position as the lining fasteners will hold this product to place
- 72-1710 13mm 3m Mud On Set Bead is to be installed by using Trim-Tex 72-847 Spray Adhesive and 10mm divergent staples at 200mm centers
- Set this Trim-Tex Bead with approved compounds (refer to ASTM-C475 or the Plasterboard Manufacturers Specifications)

**Notes:**

1. The incorrect installation of Trim-Tex Beads will void any Warranty (see Trim-Tex Product Warranty at [www.wallboardtools.com.au](http://www.wallboardtools.com.au))
2. Refer to UV Stabilized Trim-Tex beads or RenderEdge beads for external use
3. On vertical installation of Trim-Tex beads allow 6mm minimum clearance above floor for structural movement



**PRODUCT DATA SHEET**



For further details please contact Wallboard Tools

Phone: 1300 653 177 | Fax: 1300 657 442 | Email: [sales@wallboardtools.com.au](mailto:sales@wallboardtools.com.au) | [www.wallboardtools.com.au](http://www.wallboardtools.com.au)